

131 Helpsheet

Hardware

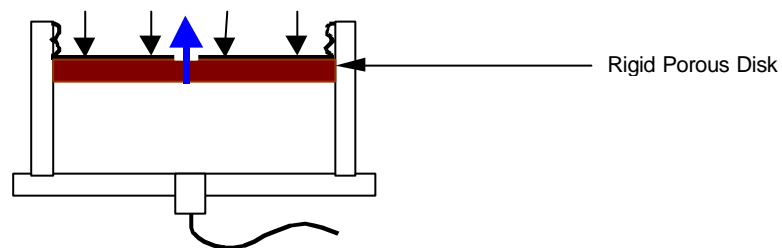
Rowe Cell

Possible Drainage / Loading Conditions

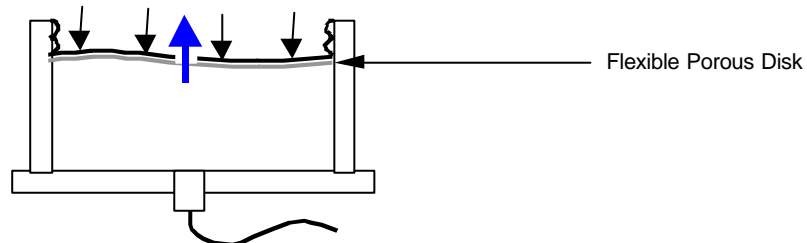
1. Constant Strain/Constant Stress

Both Constant Strain and Constant Stress tests are available as standard:

To perform constant **STRAIN** tests the rigid porous disk is used:



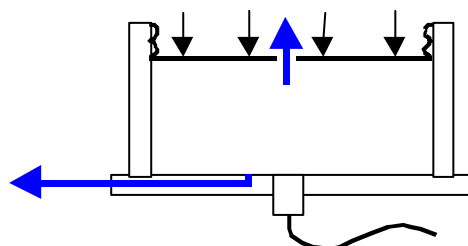
To perform constant **STRESS** tests the flexible porous disk is used:



2. Vertical Drainage Options

Vertical Drainage options are available as standard:

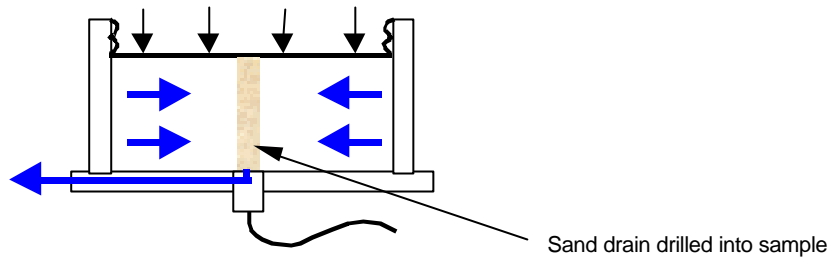
Drains in both the top and/or base of the cell for vertical drainage or permeability testing.



3. Horizontal Drainage Options

Horizontal Drainage options are available ON REQUEST:

Inward Radial Flow



Outward Radial Flow

